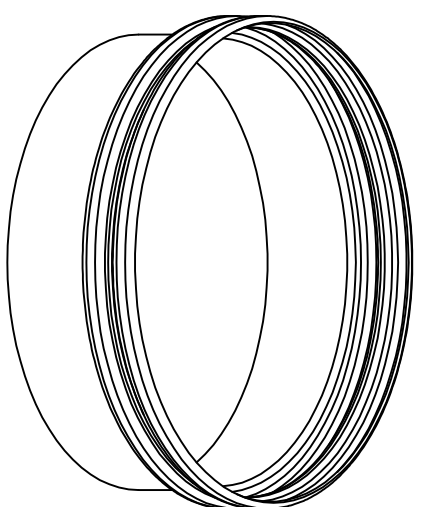



Plan



Isometric Representation
Scale (1 : 3)



Elevation


Section A-A
Scale (1 : 1)

[0.079"]

Dimension 'A' (Diameter Ø)	mm	Inches
100	3.937	
150	5.905	
200	7.874	
250	9.842	
300	11.811	
350	13.779	
400	15.748	
450	17.716	
500	19.685	
550	21.653	
600	23.622	
650	25.590	

NOTE:
Section A-A & Detail B are common to all spigots in the BFM Connector Range.
Larger sizes available in increments of 50mm [2.0"] on request. Please contact your local distributor.

Patent # 547189
Design Patent # 407574



FILTERCORP INTERNATIONAL LTD.
22-24 BAYVIEW PLACE
AUCKLAND, NEW ZEALAND.
Ph: 64 (09) 483-7149 Fax: 64 (09) 483-4355
<http://www.filtercorp.co.nz>

CONFIDENTIAL ©
All rights reserved. This document is the property of Filtercorp International Limited and is not to be made public, nor copied, reproduced, or disseminated in any way.

Do Not Scale
Drawing - If in Doubt, ASK
All Dimensions in millimeters
Third Angle Projection

BFM Standard Parts
BFM Spigot
Spigot Details

Drawing: K01ENQUINTESTATUS DETT ENQUINTEBFM CONNECTOR/DRAWINGS OF THE CONNECTOR AND SPIGOT (REFERRED AND 33-08-10-DWG) LAYOUT TEST MODEL
Date Plotted: May/23/2010 Time: 08:55:56 AM Plotted By: NEILM

Drawn By	Drawn Date	Approved By	Scale	Sheet No	Revision
Neil Markham	19/09/06		1:2	1 of 1	0
					A3