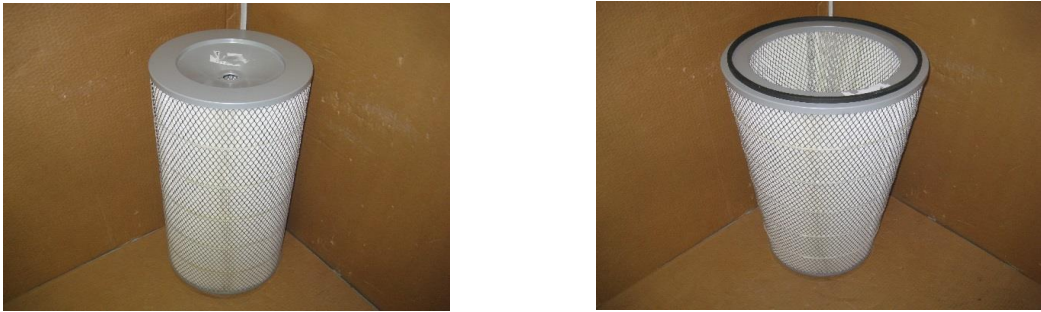

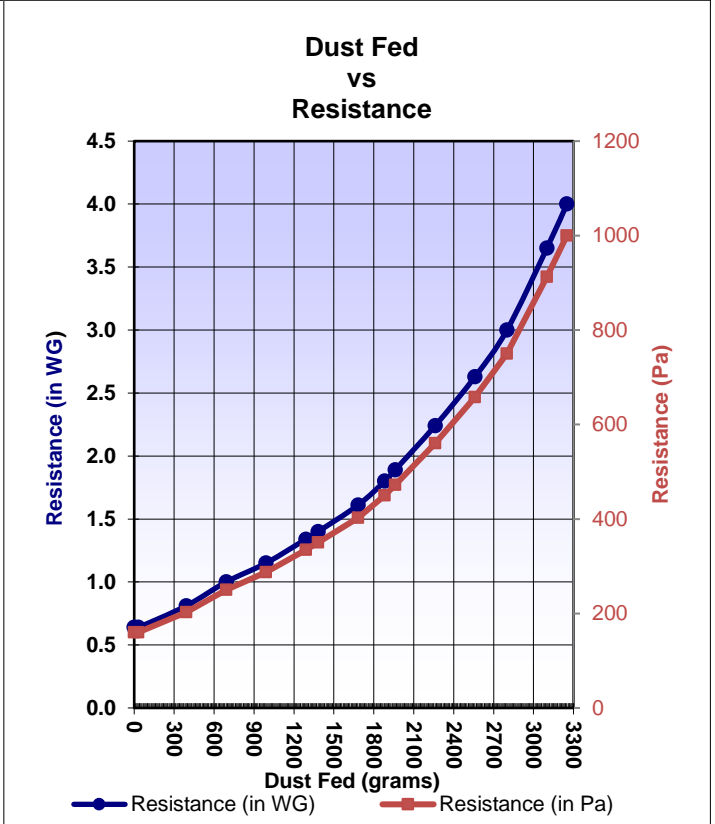
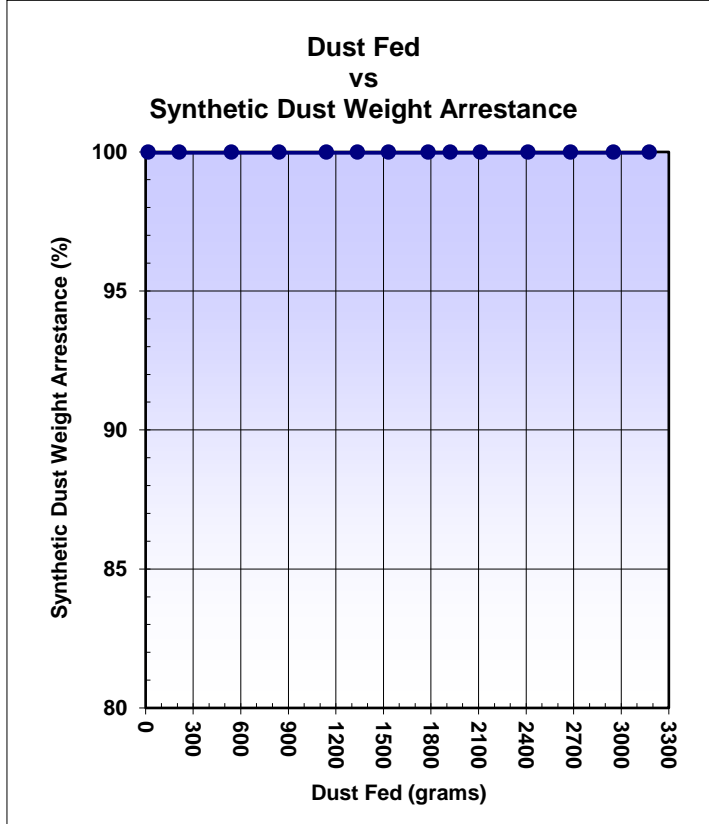
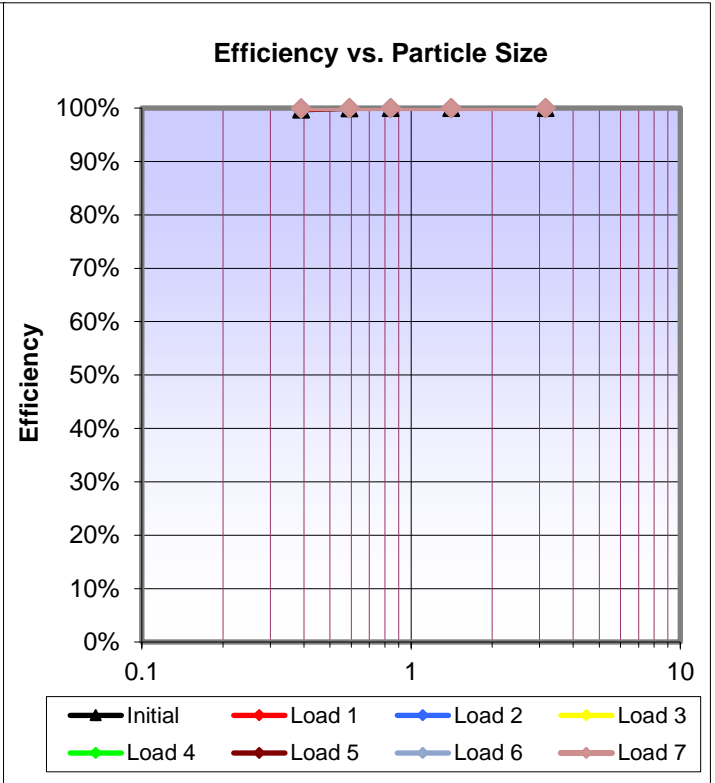
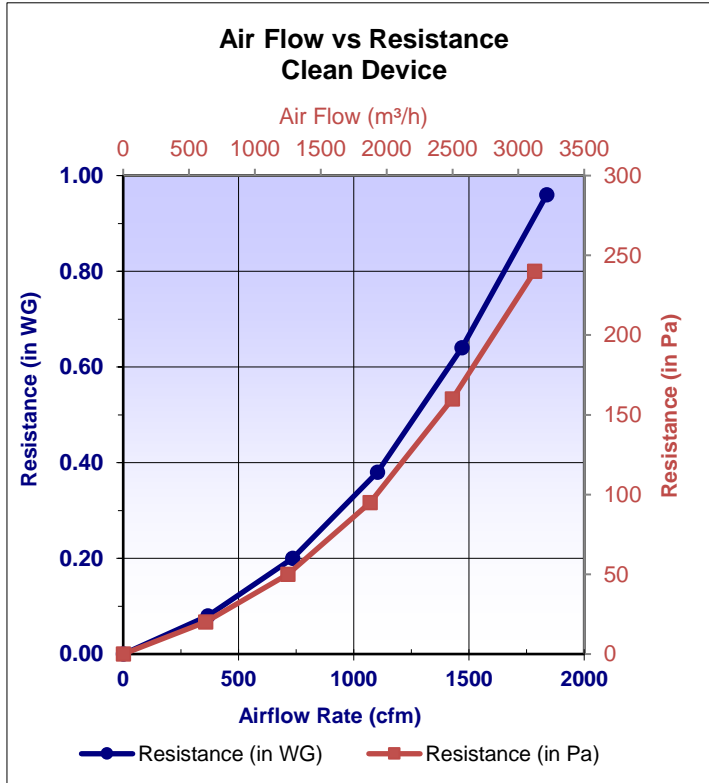
 2820 S. English Station Road - Louisville, KY 40299		DATE: 0-Jan-00	TEST NO. 15-1530	
		<h2>EN 779:2012 Test Report</h2>		
page 1 of 5				
Filter Description	Manufacturer	JP Air Tech		
	Filter Model	JX130-B-C PTFE Membrane		
	Part Number	N A		
	Filter Type	Conical / Cylindrical Set		
	Nominal Face Dimensions (in)	12.75"x17.5"x52"		
	Nominal Face Dimensions (mm)	324 mm x 445 mm x 1321 mm		
	Est. Gross Media Area (ft² / m²)	474 / 44.04		
	Media Type	Polyester With Thermal Bonded PTFE Membrane		
	Adhesive/Amount	N A		
	Test Conditions	Dust Type	ASHRAE	
Aerosol		DEHS		
Test Air Flow Rate (cfm / m²/h)		1470 / 2499		
Test Air Temp (°F / °C)		63 / 17.2		
Relative Humidity (%)		40		
Barometric Pressure (In. Hg.)		29.71		
Test Results	Initial Resistance ("w.g. / Pa)	0.64 / 160		
	Final Resistance ("w.g. / Pa)	1.8 / 450		
	Initial Efficiency at .4 microns (%)	100		
	Average Efficiency at .4 microns (%)	100		
	Initial Arrestance (%)	>99		
	Untreated / Discharged Efficiency of Media (%)	99 / 99		
	Average Arrestance (%)	>99		
	Dust Holding Capacity (grams)	1882		
Classification (final dp in pascals)	F9 at 450 Pa			
				
REMARKS	750 Pa	Avg. Eff. @ .4µm 100% (F9)	Avg. Arrestance >99%	DHC 2800 gms.
	1000 Pa	100% (F9)	>99%	3250 gms.
Requestor Information	Test Requestor	Joergen Poulsen	Phone Number	N A
	Company Name	JP Air Tech	Fax Number	N A
	Company Address	Denmark	Date Requested	10-Oct-15
Test Performed by:	RAS	Approved By:		



Test No. 15-1530
 Date: 00-Jan-00

Data - Initial Resistance

Airflow (CFM)	Resistance (in WG)	Airflow (m³/h)	Resistance (in Pa)
0	0.00	0	0
368	0.08	625	20
735	0.20	1250	50
1103	0.38	1874	95
1470	0.64	2499	160
1838	0.96	3124	240

Data - Dust Fed vs. Resistance

Dust Fed (gms)	Resistance (in WG)	Resistance (in Pa)
0	0.64	160
30	0.64	160
390	0.81	203
690	1.00	250
990	1.15	288
1290	1.34	335
1381	1.40	350
1681	1.61	403
1882	1.80	450
1960	1.89	473
2260	2.24	560
2560	2.63	658
2800	3.00	750
3100	3.65	913
3250	4.00	1000

Data - Dust Fed vs. Arrestance

Dust Fed (gms)	Arres %
0	
15	100.00
210	100.00
540	100.00
840	100.00
1140	100.00
1336	100.00
1531	100.00
1782	100.00
1921	100.00
2110	100.00
2410	100.00
2680	100.00
2950	100.00
3175	100.00

Data - Particle Removal Efficiency

Particle Size Range (um)	Geometric Mean Diam (um)	Particle Removal Efficiency (%)								
		Initial	Load 1	Load 2	Load 3	Load 4	Load 5	Load 6	Load 7	
0.30 - 0.50	0.39	99.7%	99.8%	100.0%	99.9%	100.0%	100.0%	100.0%	100.0%	100.0%
0.50 - 0.70	0.59	100.0%	100.0%	100.0%	100.0%	100.0%	100.0%	100.0%	100.0%	100.0%
0.70 - 1.00	0.84	100.0%	100.0%	100.0%	100.0%	100.0%	100.0%	100.0%	100.0%	100.0%
1.00 - 2.00	1.41	100.0%	100.0%	100.0%	100.0%	100.0%	100.0%	100.0%	100.0%	100.0%
2.00 - 5.00	3.16	100.0%	100.0%	100.0%	100.0%	100.0%	100.0%	100.0%	100.0%	100.0%
Resistance after Dust Load (in WG) ----->		0.64	0.81	1.00	1.40	1.80	3.00	4.00		
Resistance after Dust Load (in Pa) ----->		160	203	250	350	450	750	1000		
Dust Load (gms) ----->		30	390	690	1381	1882	2800	3250		
Average Efficiency to Final dp			99.89%	99.93%	99.94%	99.95%	99.95%			



2820 S. English Station Road - Louisville, KY 40299

DATE: 0-Jan-00

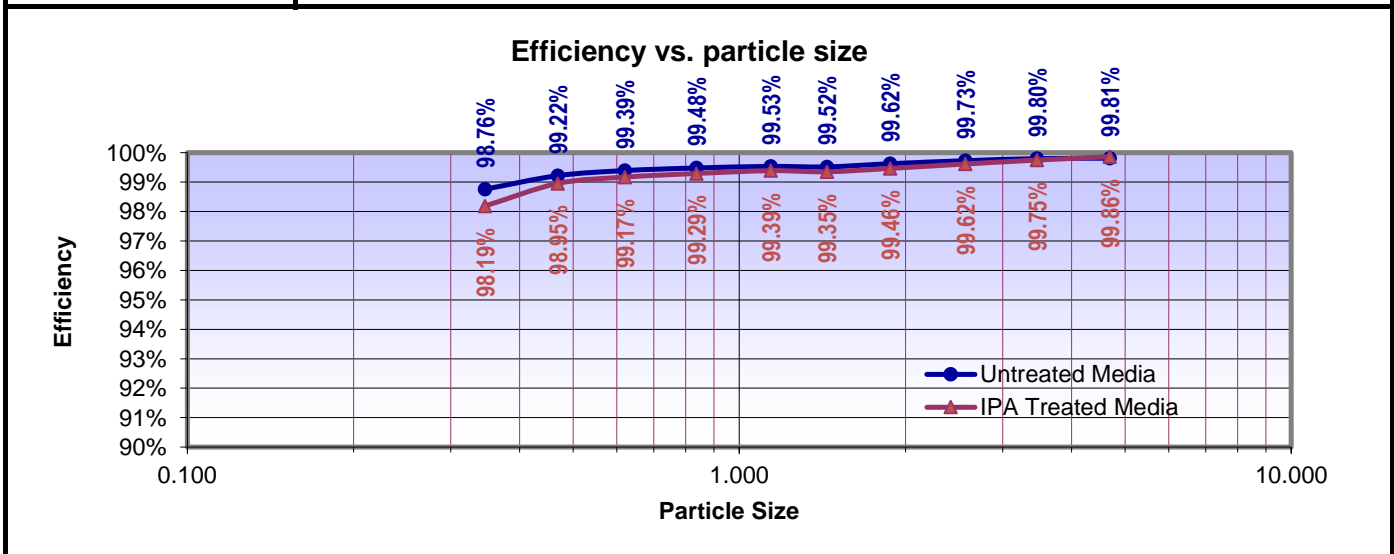
TEST NO. 15-1530

EN 779:2012 Initial Efficiency

Flat Sheet Initial Efficiency Test

page 4 of 5

Filter Description	Manufacturer	JP Air Tech	
	Filter Model	JX130-B-C PTFE Membrane	
	Part Number	N A	
	Nominal Face Dimensions (in)	16"x16"	
	Nominal Face Dimensions (mm)	406 mm x 406 mm	
	Media Type	Polyester With Thermal Bonded PTFE Membrane	
Test Conditions	Test Air Flow Rate (FPM/m/h)	3 / 0.9	
	Test Air Temp (°F/°C)	70 / 21.1	
	Relative Humidity (%)	39	
	Barometric Pressure (In. Hg.)	29.55	
Test Results		Untreated	IPA Treated
	0.35 Micron Range Efficiency	98.76%	98.19%
	0.45 Micron Range Efficiency	99.22%	98.95%
	0.55 Micron Range Efficiency	99.39%	99.17%
	0.69 Micron Range Efficiency	99.48%	99.29%
	0.89 Micron Range Efficiency	99.53%	99.39%
	1.22 Micron Range Efficiency	99.52%	99.35%
	1.73 Micron Range Efficiency	99.62%	99.46%
	2.45 Micron Range Efficiency	99.73%	99.62%
	3.46 Micron Range Efficiency	99.80%	99.75%
4.69 Micron Range Efficiency	99.81%	99.86%	
Average Efficiency at 0.4 micrometers		98.96%	98.52%



NOTES: Tested three samples untreated, then dipped each in Isopropyl Alcohol for 2 minutes, dried for 24 hours in a vent hood and then retested as treated.

Requestor Information	Test Requestor	Joergen Poulsen	Phone Number	N A
	Company Name	JP Air Tech	Email	NA
	Company Address	Denmark	Date Requested	10/10/2015

Test Performed by: GT Approved By:



DATE: 0-Jan-00

TEST NO. 15-1530

EN 779:2012 Initial Efficiency

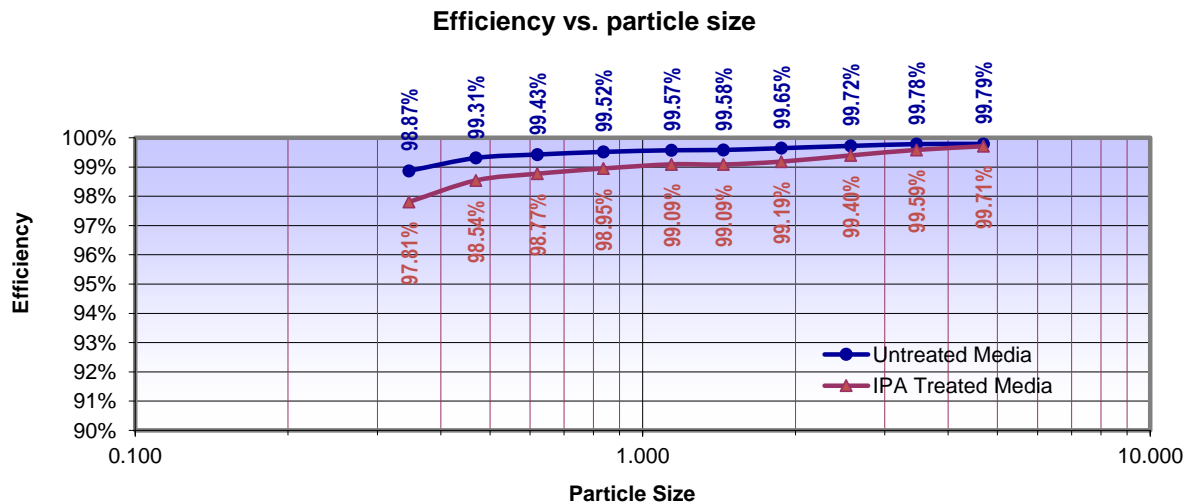
Flat Sheet Initial Efficiency Test

page 5 of 5

Filter Description	Manufacturer	JP Air Tech
	Filter Model	JX130-B-C PTFE Membrane
	Part Number	N A
	Nominal Face Dimensions (in)	16"x16"
	Nominal Face Dimensions (mm)	406 mm x 406 mm
	Media Type	Polyester With Thermal Bonded PTFE Membrane

Test Conditions	Test Air Flow Rate (FPM)	1.5 / 0.5
	Test Air Temp (degrees F.)	70 / 21.1
	Relative Humidity (%)	39
	Barometric Pressure (In. Hg.)	29.55

Test Results	Untreated	IPA Treated
	0.35 Micron Range Efficiency	98.87%
0.45 Micron Range Efficiency	99.31%	98.54%
0.55 Micron Range Efficiency	99.43%	98.77%
0.69 Micron Range Efficiency	99.52%	98.95%
0.89 Micron Range Efficiency	99.57%	99.09%
1.22 Micron Range Efficiency	99.58%	99.19%
1.73 Micron Range Efficiency	99.65%	99.40%
2.45 Micron Range Efficiency	99.72%	99.59%
3.46 Micron Range Efficiency	99.78%	99.71%
4.69 Micron Range Efficiency	99.79%	99.71%
Average Efficiency at 0.4 micrometers		99.06%
		98.13%



NOTES: _____

Requestor Information	Test Requestor	Joergen Poulsen	Phone Number	N A
	Company Name	JP Air Tech	Email	NA
	Company Address	Denmark	Date Requested	10/10/2015

Test Performed by: GT Approved By: